

# CAPACITY GUIDE

This guide is picture the a kiln model ba simple cup diameter by 4 please refer to our specification dimensions.



6 cups per Layer

119D



26 cups per Layer

1813D



1818D\*

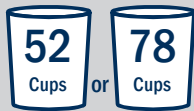


1822D



78 cups per Layer

2318D\*



2322D



2327D



111 cups per Layer

2818D\*



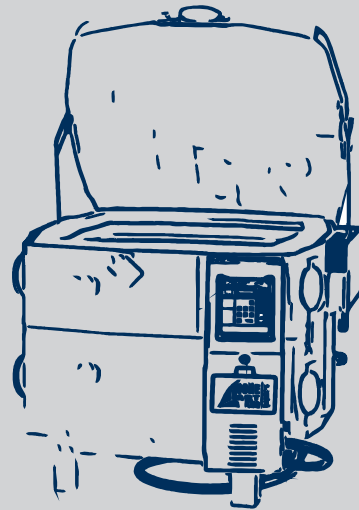
2822D



2827D

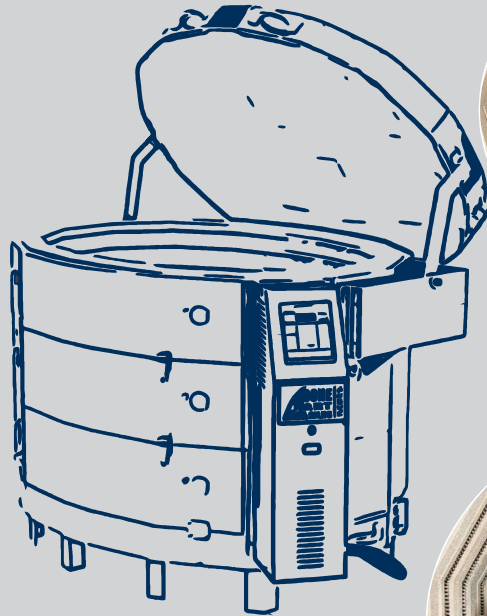


SQUARE KILNS




32 Cups

OVAL KILNS



42 Cups per Layer



59 Cups per Layer

\*

Model	# of Layers	Space Remaining at Top of Kiln
-- 9D	1	4.75"
-- 13D	2	1.5"
-- 18D	2 or 3	6" or 0.25"
-- 22D	3	4.75"
-- 27D	4	3.5"